

# SmartClient-BSW

MULTI-TOUCH SCREEN, FANLESS, ANTI-SPRAY

---



## 15" / 17" / 19" 10-POINT PCAP MULTI-TOUCH FLAT PANEL PC WITH INTEL® CELERON® N3160 PROCESSOR

- ▶ 1x DP, 1x HDMI for second / third display support
- ▶ 2x GbE LAN for Ethernet
- ▶ 4x USB 3.0, 2x RS232/422/485, 2x RS232 for peripheral connection
- ▶ 1x 2.5" SATA 3.0 HDD / SSD for storage
- ▶ 2x mPCIe for expansion

# SmartClient-BSW

## 15" / 17" / 19" 10-POINT PCAP MULTI-TOUCH FLAT PANEL PC WITH INTEL® CELERON® N3160 PROCESSOR

SmartClient-BSW is a 15/17/19-inch fanless 10-point PCAP multi-touch flat panel PC equipped with Intel® Celeron® N3160 processor. It boasts a friendly multi-touch interface for fast / intuitive and even multi-user operation.

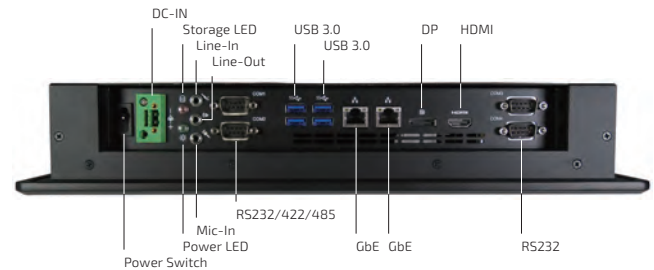
It supports triple-display function with 2 additional video output interfaces: 1x DP and 1x HDMI. In addition to a variety of I/O ports, it

reserves 2 mPCIe slots for wireless connection or possible function expansion.

Enclosed in a rugged compact housing as well as IP65-rated front panel design and 6H hardness surface, Kontron SmartClient-BSW provides excellent resistance to for harsh environments. It is therefore highly suited to a wide range of industrial applications.

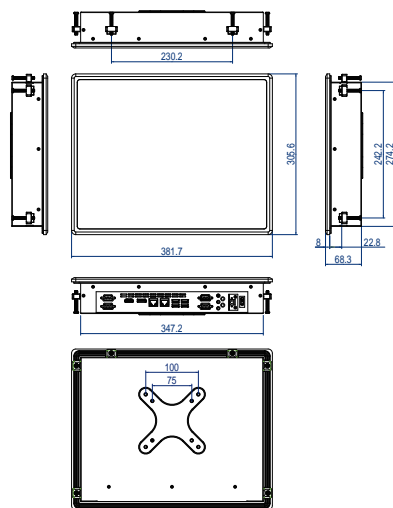
### PRODUCT HIGHLIGHTS

- ▶ 15" / 17" / 19" 10-point PCAP multi-touch LCD display
- ▶ Intel® Celeron® N3160 processor
- ▶ 1x DDR3L SO-DIMM memory socket
- ▶ 1x DP, 1x HDMI for second / third display support
- ▶ 2x GbE LAN for Ethernet
- ▶ 4x USB 3.0 for USB device connection
- ▶ 2x RS232/422/485, 2x RS232 for serial device connection
- ▶ 1x 2.5" SATA 3.0 HDD / SSD for storage
- ▶ 2x mPCIe for expansion
- ▶ IP65-rated front design
- ▶ Flat panel design
- ▶ Glass hardness of 6H

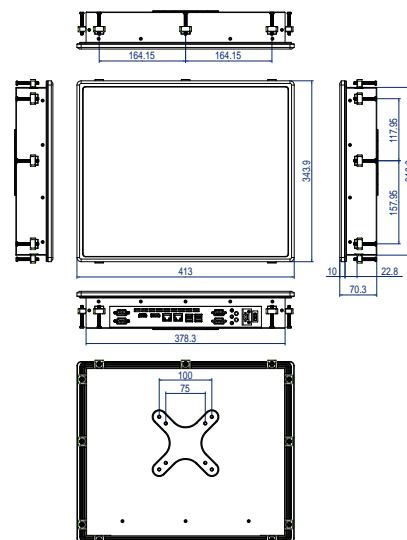


### MECHANICAL DIMENSIONS

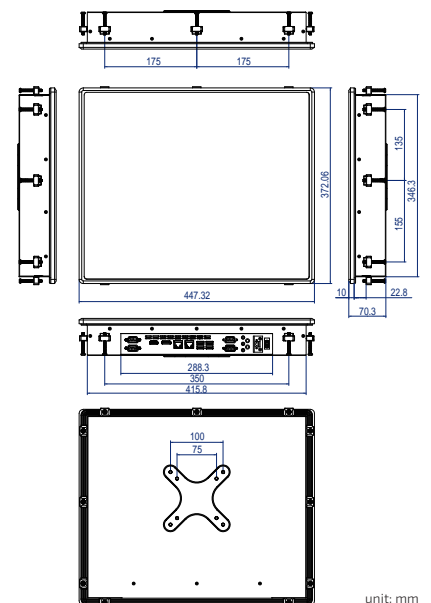
#### 15" Model



#### 17" Model



#### 19" Model



unit: mm

## ► TECHNICAL INFORMATION

SYSTEM	PROCESSOR	Intel® Celeron® N3160 (Quad Core, 2M Cache, up to 2.24 GHz, FCBGA1170, 6 W TDP)		
	MEMORY	1x DDR3L 1600 SO-DIMM up to 8 GByte		
VIDEO	GRAPHICS	Intel® HD Graphics 400		
	DISPLAY SIZE	15 inch	17 inch	19 inch
	ASPECT RATIO	4:3	5:4	5:4
	BACKLIGHT	LED	LED	LED
	RESOLUTION	1024 x 768 XGA	1280 x 1024 SXGA	1280 x 1024 SXGA
	BRIGHTNESS (cd/m², typ.)	350	350	250
	CONTRAST RATIO (typ.)	600:1	1000:1	1000:1
	COLOR	16.2M	16.2M	16.7M
	VIEWING ANGLE (L/R/H/L)	85 ° / 85 ° / 80 ° / 80 °	85 ° / 85 ° / 80 ° / 80 °	85 ° / 85 ° / 80 ° / 80 °
	TOUCH	10-point PCAP	10-point PCAP	10-point PCAP
	DISPLAY INTERFACE	1x DP (on rear, 3840 x 2160 @ 30 Hz / 2560 x 1600 @ 60 Hz)		
	MULTIPLE DISPLAY	1x HDMI (on rear, 2560 x 1600 @ 60 Hz) Triple		
AUDIO	AUDIO CODEC	Realtek ALC662		
	AUDIO INTERFACE	1x Line-in (on rear) 1x Line-out (on rear) 1x Mic-in (on rear)		
NETWORK CONNECTION	ETHERNET	2x GbE LAN (RJ45 on rear, Intel® I210-AT)		
PERIPHERAL CONNECTION	USB	4x USB 3.0 (Type A on rear)		
	SERIAL PORT	2x RS232/422/485 (DB9 on rear) 2x RS232 (DB9 on rear)		
STORAGE & EXPANSION	SATA	1x 2.5" SATA 3.0 HDD / SSD		
	mPCIe	2x mPCIe (1x full size, 1x half size)		
POWER	INPUT VOLTAGE	DC 12 V		
	CONNECTOR	2-pin Phoenix Connector (on rear)		
FIRMWARE	BIOS	AMI uEFI BIOS w/ 64 Mb SPI Flash		
	WATCHDOG	Programmable WDT to generate system reset event		
	H/W MONITOR	Voltages, Temperatures		
	REAL TIME CLOCK	SoC integrated RTC		
	TPM	Optional (Infineon SLB 9635 TPM 1.2)		
SYSTEM CONTROL & MONITORING	BUTTON, SWITCH & INDICATOR	1x Power Switch (on rear) 1x Power LED (on rear) 1x HDD LED (on rear)		
COOLING	COOLING METHOD	Passive		
SOFTWARE	OS SUPPORT	Windows 7, Windows 8, Windows 10, Linux		
MECHANICAL	CONSTRUCTION	Glass Surface + Slim Aluminum Frame + Metal Chassis		
	DIMENSIONS - W	381.7 mm (15.03")	413.0 mm (16.26")	447.32 mm (17.61")
	DIMENSIONS - H	305.6 mm (12.03")	343.9 mm (13.54")	372.06 mm (14.65")
	DIMENSIONS - D	68.3 mm (2.69")	70.3 mm (2.77")	70.3 mm (2.77")
	WEIGHT	4.9 kg (10.80 lb)	5.7 kg (12.57 lb)	6.7 kg (14.77 lb)
	MOUNTING	VESA Mount (75 mm x 75 mm / 100 mm x 100 mm), Panel Mount		
ENVIRONMENTAL	OPERATING TEMPERATURE	0 °C ~ 45 °C / 32 °F ~ 113 °F		
	STORAGE TEMPERATURE	-20 °C ~ 70 °C / -4 °F ~ 158 °F		
	HUMIDITY	0 % ~ 95 %		
CERTIFICATION	EMC & SAFETY	CE Class A, FCC Class A		
	INGRESS PROTECTION	IP65 (front)		

## ► ORDERING INFORMATION

ARTICLE	DESCRIPTION
SmartClient-BSW0-150-P	15" 4:3 10-point PCT
SmartClient-BSW0-170-P	17" 5:4 10-point PCT
SmartClient-BSW0-190-P	19" 5:4 10-point PCT

### ACCESSORIES

POWER ADAPTER	Input: AC 100 V ~ 240 V, Output: DC 12 V, w/ 2-pin terminal block
POWER CORD	EU / US / UK / JP / CN / AU type depending on country
VESA MOUNTING KIT *	Hole pattern: 100 mm x 100 mm & 75 mm x 75 mm, dimension: 163 mm x 130 mm

The asterisk (\*) means optional item.